


**YLM
GG
144CELL**

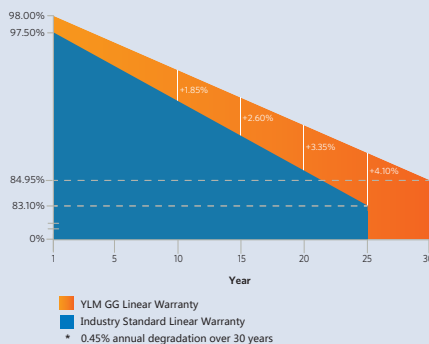


22.5%
CELL EFFICIENCY

12 YEAR
PRODUCT WARRANTY

0 to +5W
POWER SELECTION TOLERANCE

30 Years Linear Warranty



YINGLISOLAR.COM

DOUBLED STRENGTH FOR MULTIPLIED RELIABILITY

Whenever the conditions are requiring a more robust solution, our modules are the right choice. Carefully chosen materials, state of the art solar cells and our experience in manufacturing to ensure high product quality.



Bifacial Power

In contrast to conventional modules, YLM GG modules can generate energy from both sides. As the backside makes use of the reflected and scattered light from the surroundings, these modules could yield significantly more power, depending upon the albedo.



High Yield

YLM GG modules often generate more energy due to their low LID and the temperature coefficient of p-type monocrystalline silicon solar cells.



Higher Bifaciality

Imagine a solar module flipped upside down with its back to the sun. The amount of power that it can still produce is compared against the nameplate badge, which is the bifaciality factor. A major advantage of choosing YLM GG modules is that the backside will perform at an industry leading of the p-type bifacial modules.



Higher Durability

The double glass construction improves the long-term mechanical performance of the module. Furthermore, YLM GG modules work well in muggy conditions, and independently tested for harsh environmental conditions, such as exposure to salt mist, ammonia, dust or known PID risk factors.



Optimal Self-cleaning

Choose our frameless "DL" module for optimal self-cleaning.



Mechanical Performance

Choose our specially designed aluminium framed "DF" module for enhanced mechanical performance and more ease of use in traditional installation methods.

Yingli Solar

Founded in 1987, Yingli Energy (China) Company Limited, known as "Yingli Solar", is one of the world's oldest leading solar panel manufacturers with the mission to provide affordable green energy for all. Yingli Solar makes solar power possible for communities everywhere by using our global manufacturing and logistics expertise to address unique local challenges.

YLM GG 144CELL

ELECTRICAL PERFORMANCE



Module type	144DL (144 cell, p-type mono-Si, frameless): YLxxxDL72 1/2 (xxx=Pmax) 144DF (144 cell, p-type mono-Si, framed): YLxxxDF72 1/2 (xxx=Pmax)							
Electrical Parameters at Standard Test Conditions (STC)								
Power output	P _{max}	W	455	450	445	440	435	430
Voltage at P _{max}	V _{Pmax}	V	41.90	41.67	41.44	41.20	40.97	40.72
Current at P _{max}	I _{Pmax}	A	10.86	10.80	10.74	10.68	10.62	10.56
Open-circuit voltage	V _{oc}	V	50.05	49.80	49.55	49.30	49.05	48.80
Short-circuit current	I _{sc}	A	11.48	11.42	11.36	11.30	11.24	11.18
Power output tolerance	ΔP _{max}	W	0 / + 5					
Module efficiency@144DL	η _{Pmax}	%	21.12	20.88	20.65	20.42	20.19	19.96
Module efficiency@144DF	η _{Pmax}	%	20.93	20.70	20.47	20.24	20.01	19.78
Electrical Parameters at Nominal Module Operating Temperature (NMOT)								
Power output	P _{max}	W	346.19	342.39	338.61	334.76	331.03	327.15
Voltage at P _{max}	V _{Pmax}	V	39.96	39.74	39.52	39.29	39.07	38.83
Current at P _{max}	I _{Pmax}	A	8.66	8.62	8.57	8.52	8.47	8.42
Open-circuit voltage	V _{oc}	V	47.47	47.23	46.99	46.76	46.52	46.28
Short-circuit current	I _{sc}	A	9.24	9.19	9.14	9.09	9.04	8.99
Bifacial Power Output (Backside Power Gain)								
Power output (power gain 10%)	P _{max10}	W	501	495	490	484	479	473
Power output (power gain 15%)	P _{max15}	W	523	518	512	506	500	495
Power output (power gain 25%)	P _{max25}	W	569	563	556	550	544	538
Other Characteristics								
Nominal module operating temperature	NMOT	°C	39±2	Temperature coefficient of I _{sc}		α _{Isc}	% / °C	0.04
Bifaciality factor	Φ	%	70±5	Temperature coefficient of V _{oc}		β _{Voc}	% / °C	-0.30
Measurement tolerance of Pmax, Voc and Isc		%	±3	Temperature coefficient of P _{max}		γ _{Pmax}	% / °C	-0.35

STC: 1000W·m⁻² irradiance, 25°C cell temperature, AM1.5 spectrum according to EN 60904-3.

NMOT: temperature near maximum power point at 800W·m⁻² irradiance, 20°C ambient temperature, 1m·s⁻¹ wind speed.

OPERATING CONDITIONS

CONSTRUCTION MATERIALS

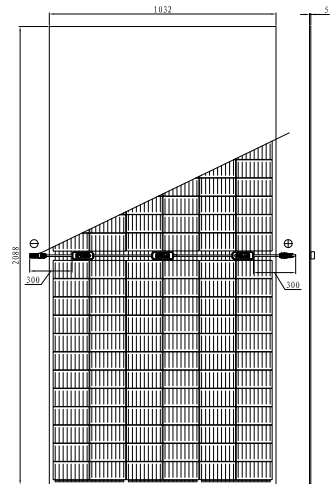
Max. system voltage	1500V _{DC}	Cell (material / number)	p-type mono-Si / 6 x 24
Max. series fuse rating*	20A	Glass (material / thickness)	low-iron semi-tempered glass / 2.0mm x 2
Operating temperature range	-40°C to 85°C	Frame (144DL / 144DF)	none / anodized aluminium alloy
Hailstone impact (diameter / velocity)	25mm / 23m·s ⁻¹	Junction box (type / protection degree)	3 diodes / ≥ IP67
Snow load, front (144DL / 144DF)	3000Pa / 5400Pa	Cable (length / cross-sectional area)	300mm, can be customized / 4mm ²
Wind load, back (144DL / 144DF)	2400Pa / 2400Pa	Plug connector (type / protection degree)	match the junction box / IP67

*DO NOT connect Fuse in Combiner Box with two or more strings in parallel connection.

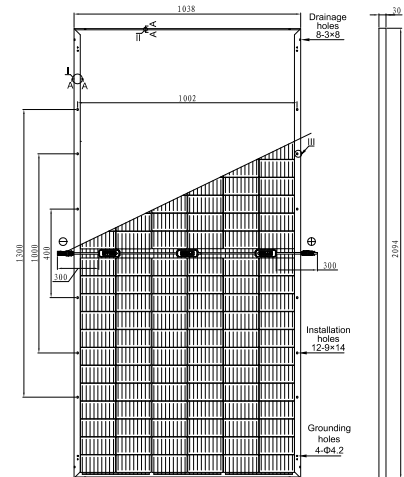
PACKAGING SPECIFICATIONS

Packaging Specifications@144DL		Packaging Specifications@144DF	
Dimensions (L / W / H)	2088mm / 1032mm / 5mm	Dimensions (L / W / H)	2094mm / 1038mm / 30mm
Weight	25.7kg	Weight	27.5kg
Number of modules per pallet	32	Number of modules per pallet	36
Number of pallets per 40' container*	20	Number of pallets per 40' container*	22
Packaging pallets dimensions (L / W / H)	2210mm / 1125mm / 1215mm	Packaging pallets dimensions (L / W / H)	2110mm / 1110mm / 1190mm
Pallet weight	898kg	Pallet weight	1036kg

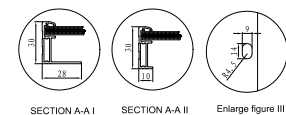
*Truck transport is prohibited to exceed its maximum load.



Figure@144DL unit: mm



Figure@144DF unit: mm



QUALIFICATIONS & CERTIFICATES

IEC 61215, IEC 61730, CE, ISO 9001: 2015,

ISO 14001: 2015, BS OHSAS 18001: 2007



• Due to continuous innovation, research and product improvement, the specifications in this product information sheet are subject to change without prior notice. The specifications may deviate slightly and are not guaranteed.

• The data does not refer to a single module and they are not part of the offer, they only serve for comparison to different module types. The company reserves the final right to explain any of the data included here.

• Proudly made in China.



Warning: Read the Installation and User Manual in its entirety before handling, installing and operating Yingli Solar modules.

Yingli Energy (China) Company Limited

Tel: +86-312-8922216

service@yingli.com